



LITTERA PUBLIC SCHOOL

CLASS -III

CHAPTER-10

MATHS

Time

Clock tell us time .

Measuring Time



We measure time in

Seconds

Minutes

Hours

60 seconds = 1 minute

60 minutes = 1 hour

Days

Weeks

Months

Years

24 hours in a day

7 days in a week



52 weeks in a year

12 months in a year

We also use



Seasons

Fortnights

4 seasons in a year

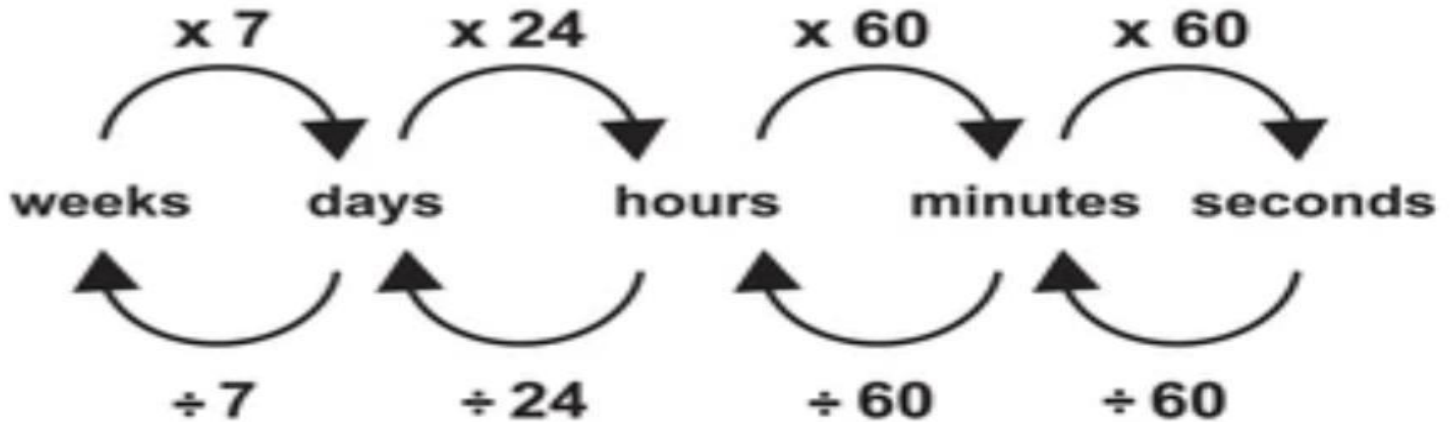
Summer, Autumn, Winter, Spring

14 days = a fortnight

2 weeks = a fortnight

Interchanging unit of time

Bigger unit to smaller unit you
————— **Multiply x** —————>



Smaller unit to bigger unit you
————— **Divide ÷** —————<

Clock

The clock tell us time .

The face of the clock is marked with numbers 1 to 12

Explain the Clock Face

Time Concept



The clock has two hands.

The short hand shows the hour. It is also called hour hand.

The long hand shows the minutes. It is also called minute hand.

How to read the time?

TELLING TIME

STEP 1:

HOUR HAND



- Look at the small hand it's called the hour hand
- Look at the **LAST** number the hand passed
- Say the number and then look at the minute hand

STEP 2:

MINUTE HAND



- Look at the big hand it's called the minute hand
- Start at 12 and count by 5's
- If it's on the 12, just say o'clock!
- If it's on the 6, just say thirty!

Telling the Time - Half Past

We know in one hour, there are 60 minutes.

So, in half an hour, there are 30 minutes i.e. half of 60 minutes.

Thus, Minute hand takes 60 minutes to reach at number 12 on the face of the clock whereas it takes 30 minutes to reach at number 6 on the face of the clock.

Let's understand the difference between O' Clock and Half past



	
<ol style="list-style-type: none"> 1. In one hour, the minute hand completes one round of the face of the clock. 2. Here, minute hand reaches at number 12 after completing its one round. 3. Here, hour hand is pointing to 5. So, time is 5 o'clock 	<ol style="list-style-type: none"> 1. In half an hour, the minute hand completes half round of the face of the clock. 2. Here, minute hand reaches half way i.e. at number 6 after completing its half round. 3. Here, hour hand is half way between 4 and 5. So, time is Half past 4 or 4:30 or 30 minute after 4.

Illustration 1:



In the above clock, the hour hand is halfway between 2 and 3. The minute hand is at 6. The time is 2:30 or 30 minutes after 2 or half past 2.

Illustration 2:



Similarly, in this clock, the hour hand is halfway between 8 and 9. The minute hand is at 6. The time is 8:30 or 30 minutes after 8 or half past 8.

Time Vocabulary

Introduce time related vocabulary showed below:



When it is **15 minutes past** the hour we normally say: **(a) quarter past**

- 7:15 – It's (a) quarter past seven

When it is **15 minutes before** the hour we normally say: **a quarter to**

- 12:45 – It's (a) quarter to one

When it is **30 minutes past** the hour we normally say: **half past**

- 3:30 – It's half past three (but we can also say three-thirty)

The day is divided into **day(-time)** and **night(-time)**.

- **AM:** from midnight till noon. Refer to morning time.
- **PM:** from noon till midnight. Refer to afternoon and night time.